

## EMERGENCY DEPARTMENT AND URGENT CARE VISITS FOR HEAT-RELATED ILLNESS IN VIRGINIA

June 28-30, 2021

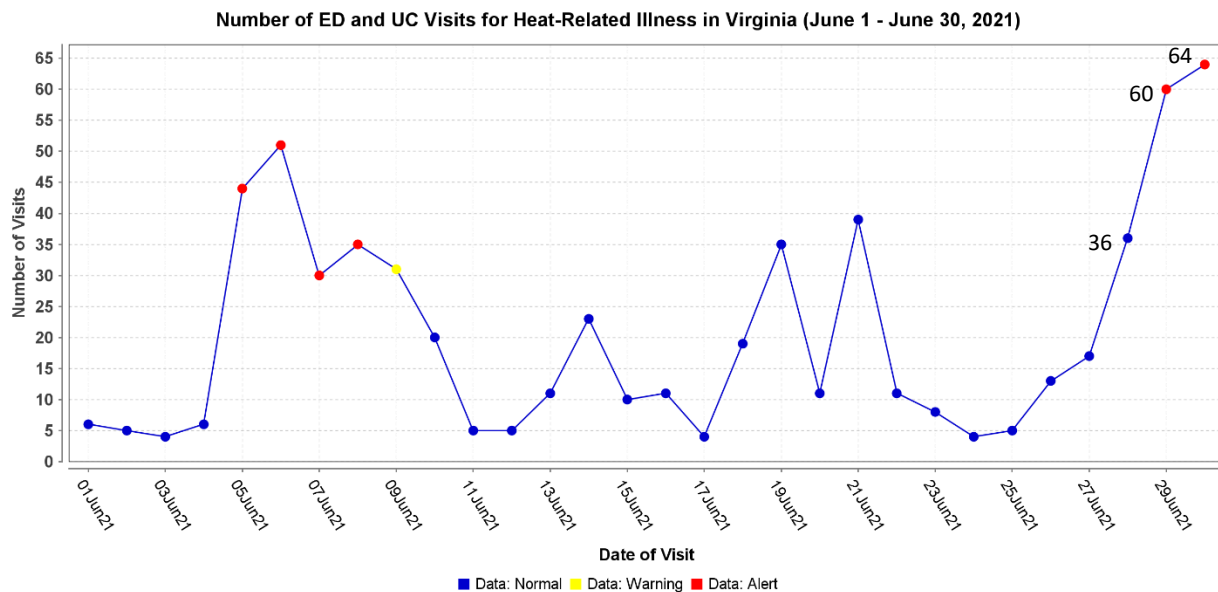
### Background

At the time of this report, the Virginia Department of Health (VDH) received data on visits to 83 acute care hospital emergency departments (EDs), 21 free-standing EDs, and 66 urgent care centers (UCs) in Virginia for purposes of public health surveillance. This report characterizes ED and UC visit trends for heat-related illness.

See page 3 for data sources and case definitions used in this report.

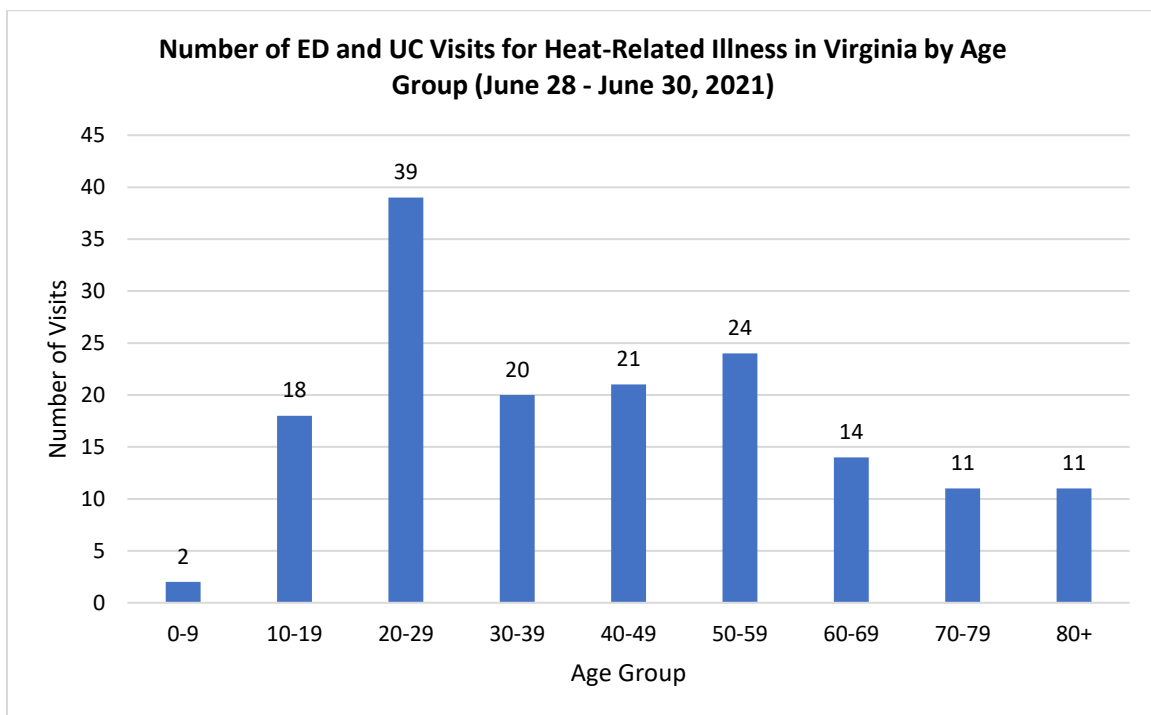
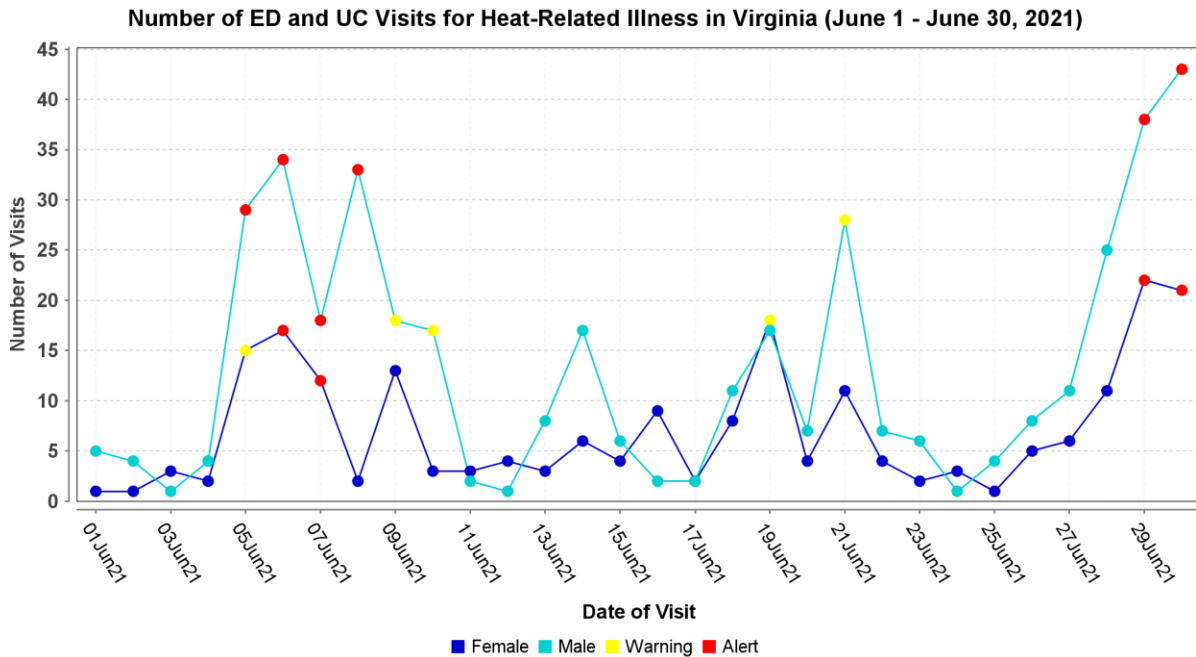
### Data Summary

A total of **160 ED and UC visits for heat-related illness** occurred June 28-30, with 9% admitted to the hospital. The graph below displays the daily number of heat-related visits in Virginia between June 1 and June 30, 2021.

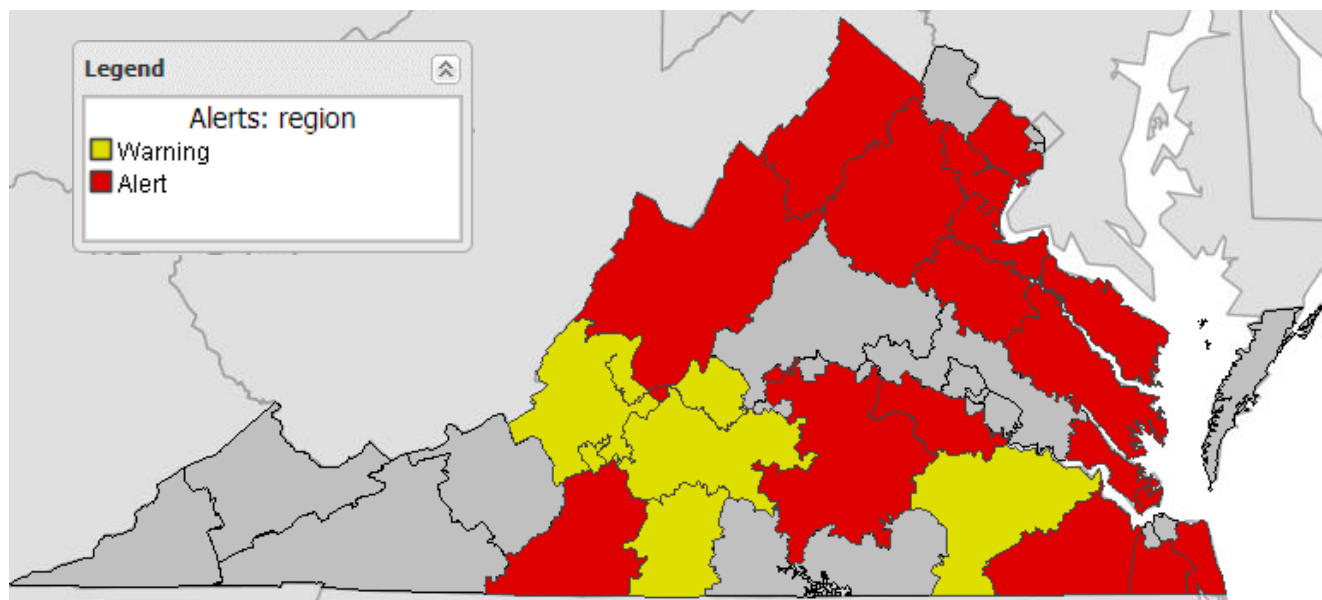


Number of ED and UC Visits for Heat-Related Illness in Virginia by Discharge Type (June 28-30, 2021)	
Discharge Type	Number of Visits (%)
Admitted	14 (9%)
Discharged to Home	132 (82%)
Not Reported	14 (9%)

Both males and females displayed a significant increase in heat-related visits but **males** accounted for **66%** (N=106) of visits June 28-30. The largest proportion of visits by age were among adults **20-29 years old** (24%, N=39) followed by ages 50-59 (15%) and 40-49 (13%). The graphs below show ED and UC heat-related illness visits in Virginia by sex and age group.



The map below displays [VDH Health Districts](#) with significant increases in heat-related visits on June 28-30 compared to baseline levels. **20 VDH Health Districts** (out of 35) experienced elevated levels for heat-related illness (red alerts: p-value < 0.01; yellow warning: p-value < 0.05).



Health Districts with elevated visits include 6 in the Eastern Region (Chesapeake, Hampton, Peninsula, Three Rivers, Virginia Beach, Western Tidewater), 2 health districts in the Northern Region (Fairfax, Prince William), 5 in the Southwest (Alleghany, Central Virginia, Pittsylvania-Danville, Roanoke City, West Piedmont), 4 in the Northwest (Central Shenandoah, Lord Fairfax, Rappahannock, Rappahannock Rapidan), and 3 in Central (Chesterfield, Crater, Piedmont).

## Data Sources

VDH analyzes chief complaints and discharge diagnoses of ED and UC visits to identify and monitor issues of public health concern across Virginia. The chief complaint is a free-text field capturing the patient's primary reason for seeking medical care as interpreted by the ED registration staff. The discharge diagnosis is a coded field that uses standardized values outlined by the International Classification of Diseases (ICD) 10<sup>th</sup> Revision and SNOMED Clinical Terms (CT) code sets. Readers are strongly encouraged to review [syndromic surveillance data limitations](#) when interpreting this report.

## Case Definitions

ED and UC visits for **heat-related illness** were identified based on the [Heat-Related Illness Syndrome Query](#) definition published by the Council of State and Territorial Epidemiologists (CSTE) using the following terms for Chief Complaint and Discharge Diagnosis: *heat exhaustion*; *heat exposure*; *heat cramps*; *heat stroke*; *hyperthermia*; ICD-10 codes: *T67*, *X30*.; and SNOMED CT codes: *95868006*, *95867001*.